



MONTHLY REPORT SUMMARY

Stoney Trail #1

BLV Group

Name/Location

Company

October 2015

Monitoring Period

Continuous Ambient Monitoring				
Parameter	% Time Operational	Average	Maximum	Number of Hours above Industrial Standards
Sound dB A	100%	48	62	0
PM2.5 $\mu\text{g}/\text{m}^3$	100%	8.6	17.2	0
TSP $\mu\text{g}/\text{m}^3$	100%	37.4	65.8	0
Wind Speed km/h	100%	12	38	-
Precipitation mm	100%	-	0.2	-
Trailer Temperature	100%	9	25	-

Sound level is analyzed only for wind speed less than 11 km/h and precipitation less than 3 mm/hour

COMMENTS:

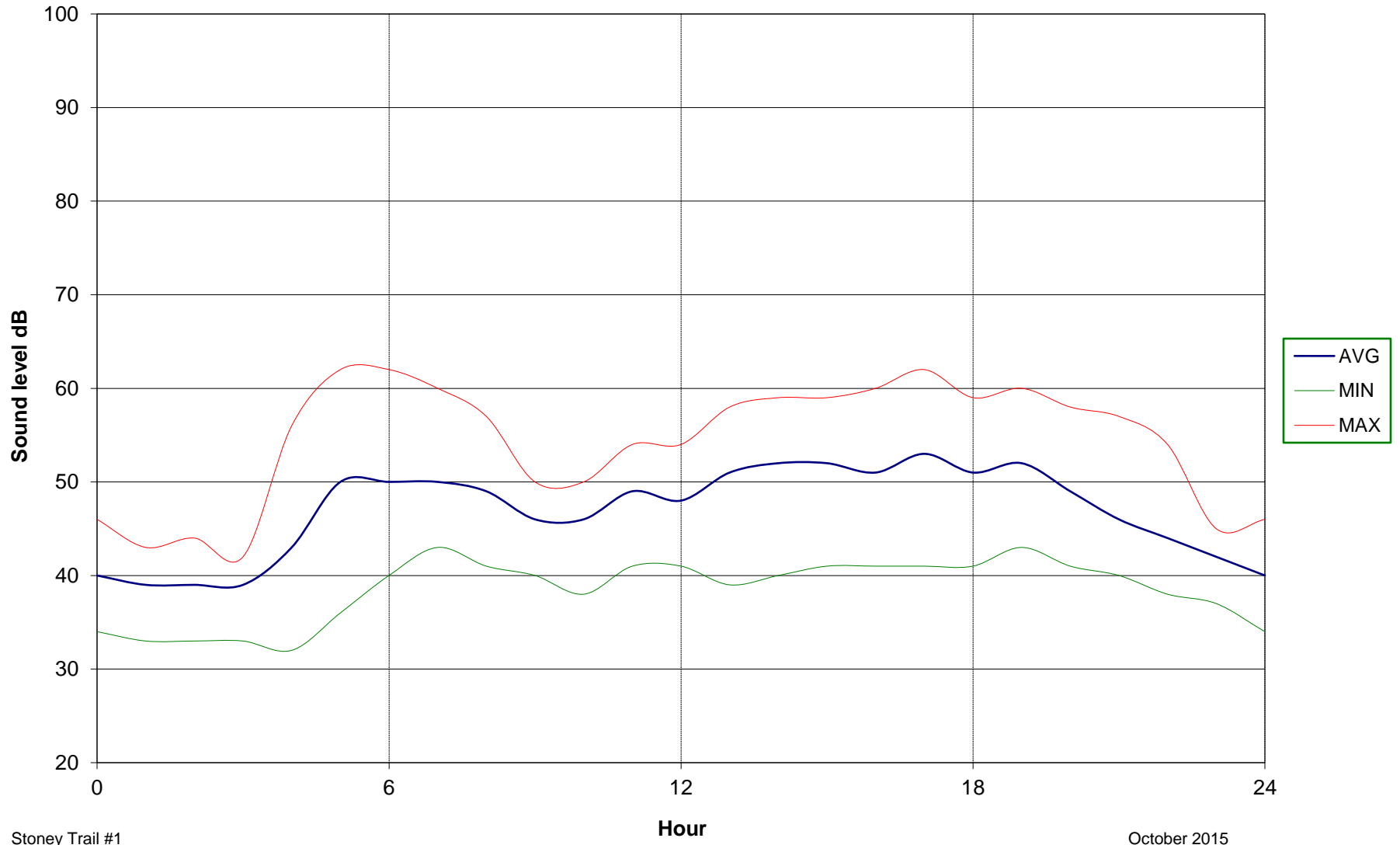
The regulation for industrial areas is 85 dB A any time.

The PM2.5 Standard is 30 $\mu\text{g}/\text{m}^3$ for the day.

The TSP Objective is 100 $\mu\text{g}/\text{m}^3$ for the day.

One 24 hour sample of PM2.5 and TSP is taken every 6th day following the federal NAPS schedule.

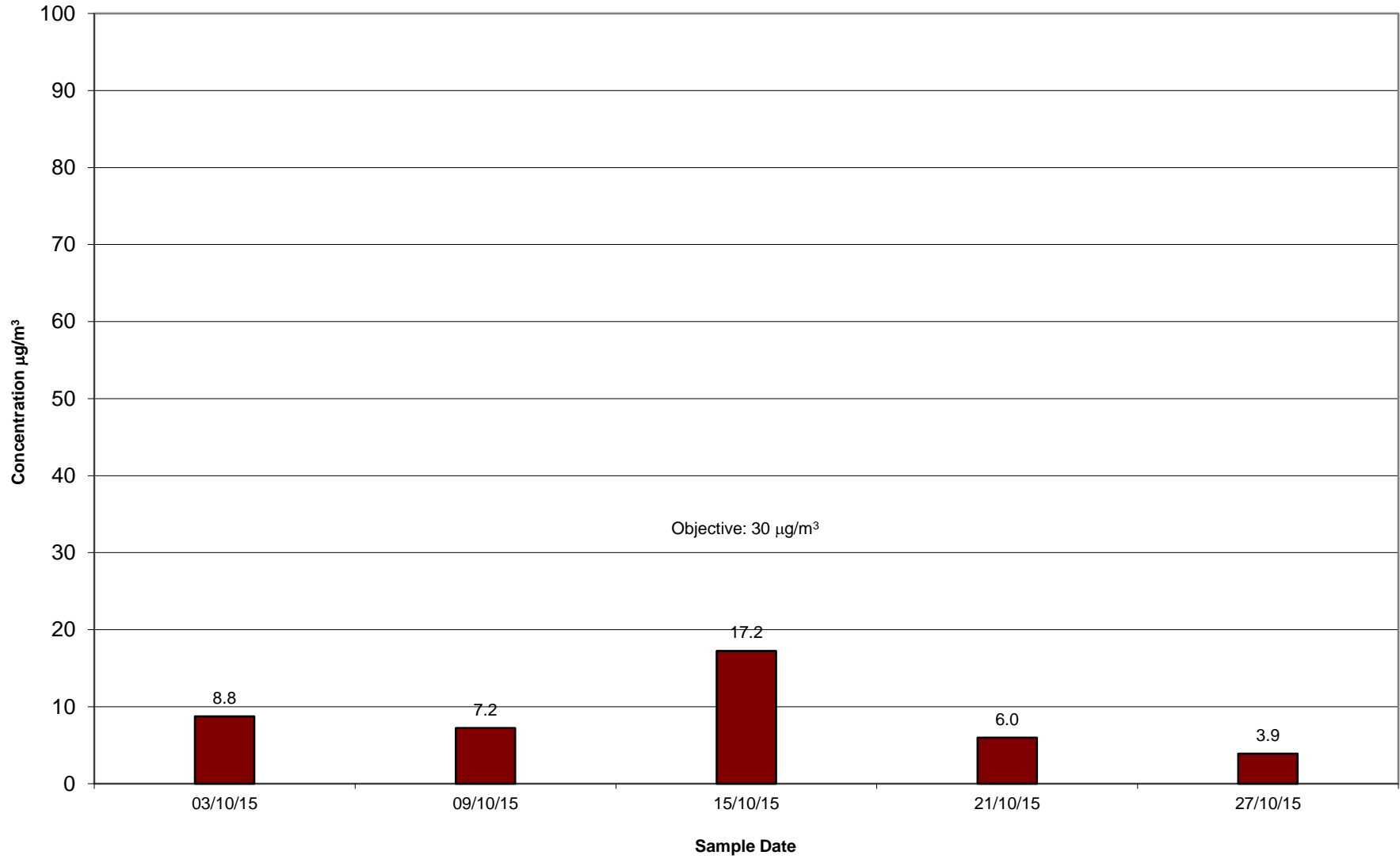
Sound Level by Hour of the Day



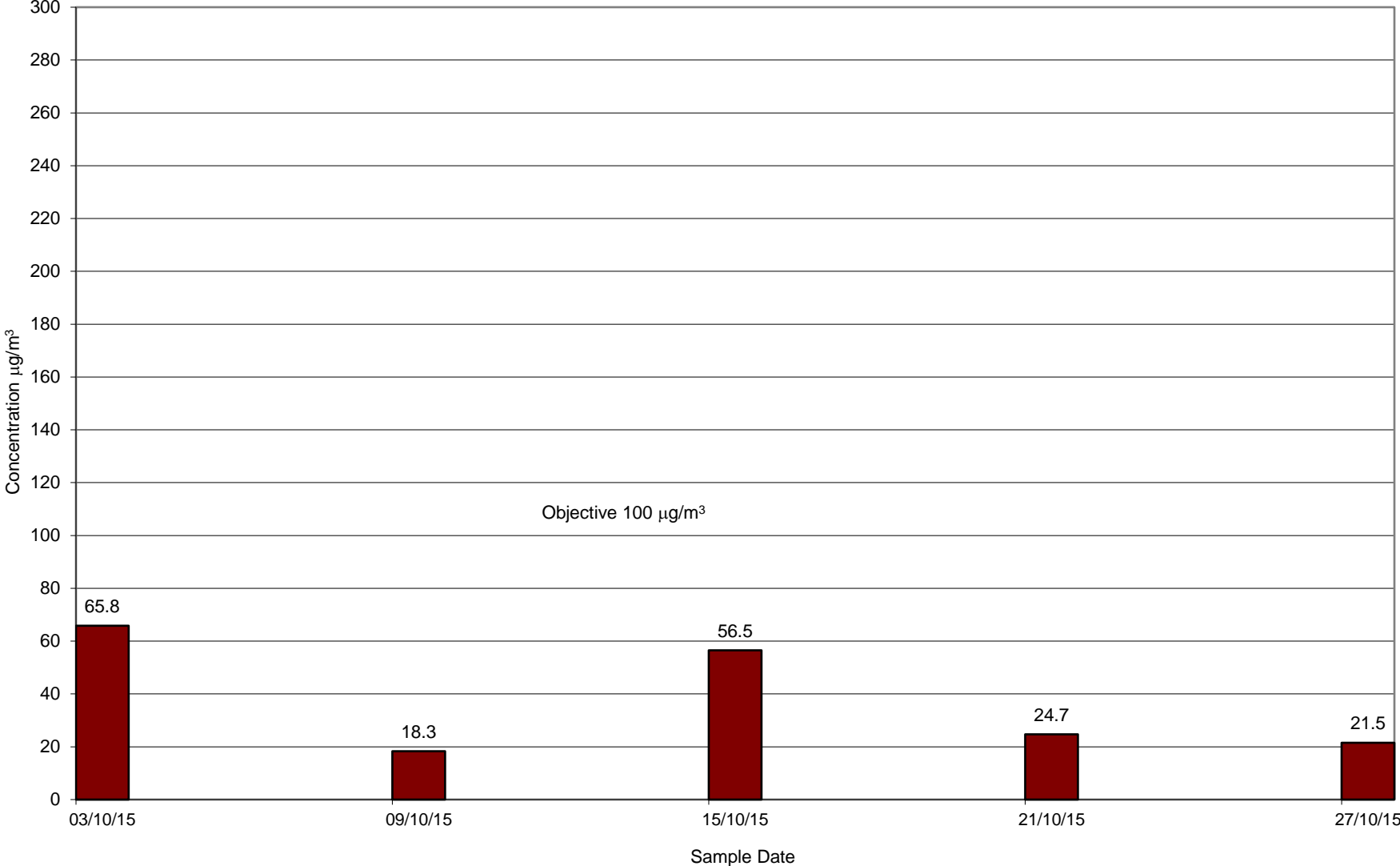
Stoney Trail #1

October 2015

PM2.5 at BLV Group Stoney Trail #1 October 2015

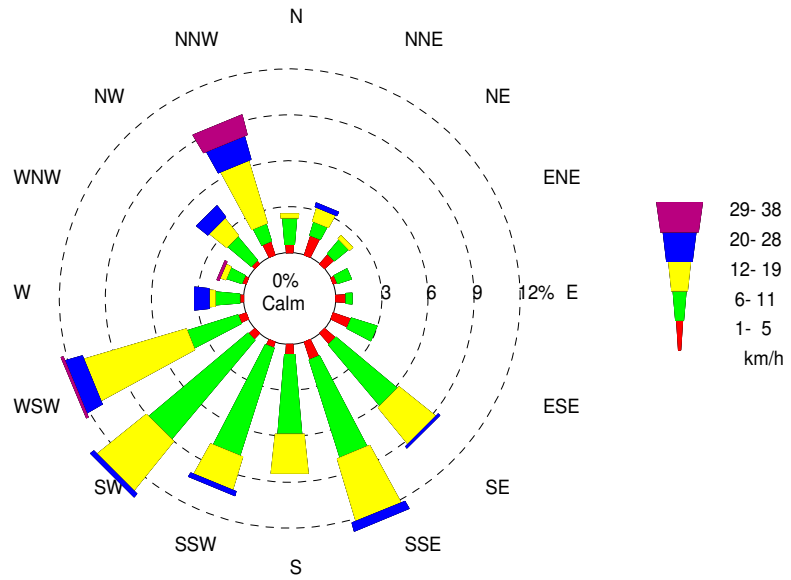


TSP at BLV Group Stoney Trail #1 October 2015



Wind rose for OCT 2015
Stoney Trail 1

Bar length is proportional to frequency of winds from its direction



ABSTRACT OF THE WIND
BLV Group
Stoney Trail 1
STATION 620
OCT 2015

Table with columns: HOUR DAY, ALL TIMES ARE L.S.T., SPEED [km/h], ANEMOMETER HEIGHT 10 m, MEAN SPD, MAX VEL, PREV DIR, MISS OBS. Rows 1-31 showing wind direction and speed data.

MEAN
SPEED 12 12 12 12 11 11 10 10 10 12 12 12 13 13 13 12 11 11 12 11 12 11 12 12 38 SW 0
NOTE: Missing data represented by M; no clear prevailing direction represented by SVL; calm winds represented by CALM
WS UPTIME 100 % WD UPTIME 100 %

Date of Last Calibration 060221 Make and Model of Instrument: RM Young5103

FREQUENCY DISTRIBUTION OF WIND SPEED AND DIRECTION
BLV Group
Stoney Trail 1
STATION 620
OCT 2015

Table with columns: WIND DIRECTION (N, NNE, NE, ENE, E, ESE, SE, SSE, S, SSW, SW, WSW, W, WNW, NW, NNW, TOTAL, PCT) and rows for SPEED [km/h] categories (<.5, 1-5, 6-11, 12-19, 20-28, 29-38) and summary rows (TOTAL, PERCENT, AVERAGE).

PRECIPITATION [mm]
 BLV Group
 Stoney Trail 1
 STATION 620
 OCT 2015

Day	Hour																								Tot		
	1	2	3	4	5	6	7	8	9	10	11	12	13	14	15	16	17	18	19	20	21	22	23	24			
1	0	0	0	0	0	0	0	0	0	0	0	0	0	0	0	0	0	0	0	0	0	0	0	0	0	0	
2	0	0	0	0	0	0	0	0	0	0	0	0	0	0	0	0	0	0	0	0	0	0	0	0	0	0	.2
3	0	0	0	0	0	0	0	0	0	0	0	0	0	0	0	0	0	0	0	0	0	0	0	0	0	0	0
4	0	0	0	0	0	0	0	0	0	0	0	0	0	0	0	0	0	0	0	0	0	0	0	0	0	0	0
5	0	0	0	0	0	0	0	0	0	0	0	0	0	0	0	0	0	0	0	0	0	0	0	0	0	0	0
6	0	0	0	0	0	0	0	0	0	0	0	0	0	0	0	0	0	0	0	0	0	0	0	0	0	0	0
7	0	0	0	0	0	0	0	0	0	0	0	0	0	0	0	0	0	0	0	0	0	0	0	0	0	0	0
8	0	0	0	0	0	0	0	0	0	0	0	0	0	0	0	0	0	0	0	0	0	0	0	0	0	0	0
9	0	0	0	0	0	0	0	0	0	0	0	0	0	0	0	0	0	0	0	0	0	0	0	0	0	0	0
10	0	0	0	0	0	0	0	0	0	0	0	0	0	0	0	0	0	0	0	0	0	0	0	0	0	0	0
11	0	0	0	0	0	0	0	0	0	0	0	0	0	0	0	0	0	0	0	0	0	0	0	0	0	0	0
12	0	0	0	0	0	0	0	0	0	0	0	0	0	0	0	0	0	0	0	0	0	0	0	0	0	0	0
13	0	0	0	0	0	0	0	0	0	0	0	0	0	0	0	0	0	0	0	0	0	0	0	0	0	0	0
14	0	0	0	0	0	0	0	0	0	0	0	0	0	0	0	0	0	0	0	0	0	0	0	0	0	0	0
15	0	0	0	0	0	0	0	0	0	0	0	0	0	0	0	0	0	0	0	0	0	0	0	0	0	0	0
16	0	0	0	0	0	0	0	0	0	0	0	0	0	0	0	0	0	0	0	0	0	0	0	0	0	0	0
17	0	0	0	0	0	0	0	0	0	0	0	0	0	0	0	0	0	0	0	0	0	0	0	0	0	0	0
18	0	0	0	0	0	0	0	0	0	0	0	0	0	0	0	0	0	0	0	0	0	0	0	0	0	0	0
19	0	0	0	0	0	0	0	0	0	0	0	0	0	0	0	0	0	0	0	0	0	0	0	0	0	0	0
20	0	0	0	0	0	0	0	0	0	0	0	0	0	0	0	0	0	0	0	0	0	0	0	0	0	0	0
21	0	0	0	0	0	0	0	0	0	0	0	0	0	0	0	0	0	0	0	0	0	0	0	0	0	0	0
22	0	0	0	0	0	0	0	0	0	0	0	0	0	0	0	0	0	0	0	0	0	0	0	0	0	0	0
23	0	0	0	0	0	0	0	0	0	0	0	0	0	0	0	0	0	0	0	0	0	0	0	0	0	0	0
24	0	0	0	0	0	0	0	0	0	0	0	0	0	0	0	0	0	0	0	0	0	0	0	0	0	0	0
25	0	0	0	0	0	0	0	0	0	0	0	0	0	0	0	0	0	0	0	0	0	0	0	0	0	0	0
26	0	0	0	0	0	0	0	0	0	0	0	0	0	0	0	0	0	0	0	0	0	0	0	0	0	0	0
27	0	0	0	0	0	0	0	0	0	0	0	0	0	0	0	0	0	0	0	0	0	0	0	0	0	0	0
28	0	0	0	0	0	0	0	0	0	0	0	0	0	0	0	0	0	0	0	0	0	0	0	0	0	0	0
29	0	0	0	0	0	0	0	0	0	0	0	0	0	0	0	0	0	0	0	0	0	0	0	0	0	0	0
30	0	0	0	0	0	0	0	0	0	0	0	0	0	0	0	0	0	0	0	0	0	0	0	0	0	0	0
31	0	0	0	0	0	0	0	0	0	0	0	0	0	0	0	0	0	0	0	0	0	0	0	0	0	0	0
TOTL	0	0	0	0	0	0	0	0	0	0	0	0	0	0	0	0	0	0	0	0	0	0	0	0	0	0	0
MAX	0	0	0	0	0	0	0	0	0	0	0	0	0	0	0	0	0	0	0	0	0	0	0	0	0	0	0

Percent of time operational: 100 M - missing data
 Monthly Total: 0 Maximum in an hour: .2
 Year to Date: 305

TRAILER TEMPERATURE
BLV Group
Stoney Trail 1
STATION 620
OCT 2015

Day	Hour																								Avg
	1	2	3	4	5	6	7	8	9	10	11	12	13	14	15	16	17	18	19	20	21	22	23	24	
1	8	7	8	8	8	7	6	7	11	15	16	20	21	22	22	21	20	19	17	15	14	14	13	12	14
2	12	12	11	10	10	10	9	8	10	15	19	22	24	24	23	23	21	18	15	10	8	7	6	5	14
3	3	2	2	2	2	2	2	2	2	2	2	2	3	3	3	3	3	3	3	3	3	3	2	2	2
4	2	2	1	1	1	1	1	1	2	3	5	6	6	7	7	6	6	6	5	4	4	4	3	3	4
5	3	3	3	2	3	3	3	4	6	9	11	13	15	16	16	16	15	12	9	6	4	3	3	2	7
6	2	2	2	2	3	2	2	3	5	7	9	10	11	11	11	10	9	9	8	8	10	11	12	12	7
7	13	13	13	12	11	11	10	9	11	15	17	18	19	20	21	21	19	17	15	13	11	9	8	7	14
8	6	6	6	6	6	6	6	7	11	15	18	20	21	22	22	22	20	18	16	15	14	14	14	14	14
9	14	14	14	13	13	13	14	14	16	19	22	23	22	20	19	18	18	18	17	16	15	15	15	13	16
10	12	11	11	12	12	12	12	11	13	16	20	23	23	24	24	24	23	20	17	15	14	14	12	11	16
11	10	10	10	11	11	11	11	11	11	13	15	16	16	17	17	18	18	16	13	10	9	9	8	7	12
12	7	6	6	6	6	5	6	7	9	11	15	16	16	15	15	15	16	14	12	9	8	7	7	10	
13	6	6	6	6	5	6	6	6	7	9	11	13	15	16	17	17	17	15	12	10	8	7	6	10	
14	6	6	6	6	6	6	5	4	6	9	13	15	17	17	17	16	14	12	7	4	5	5	6	9	
15	5	4	4	4	3	2	0	0	3	7	10	12	13	14	15	15	15	12	9	8	7	6	5	7	
16	4	3	3	2	2	3	3	3	5	8	12	15	17	18	18	18	17	15	11	9	7	6	5	9	
17	5	4	4	5	4	4	3	4	8	14	18	21	23	24	24	25	23	19	16	14	13	12	13	14	13
18	14	14	14	14	12	11	10	10	12	13	14	15	16	17	18	19	17	15	12	10	9	9	9	9	13
19	9	9	9	10	9	9	10	10	10	15	18	20	21	21	20	18	16	14	13	11	9	8	8	9	13
20	8	8	7	7	6	5	5	4	6	9	13	15	16	16	16	17	17	14	11	9	8	8	8	7	10
21	6	6	6	6	7	8	8	7	8	12	14	17	20	22	22	21	18	15	14	14	14	14	13	13	13
22	12	12	11	11	9	8	7	6	6	7	8	10	13	16	17	17	16	13	10	7	5	2	1	0	9
23	0	0	0	0	0	-1	-1	0	2	7	10	11	10	11	13	15	15	12	8	5	3	1	0	0	5
24	-1	-1	0	0	0	1	1	2	2	3	4	6	8	10	11	11	9	5	2	1	0	-1	-2	-2	3
25	-2	-1	-2	-2	-3	-3	-3	-2	-1	2	4	6	7	9	10	10	10	7	5	4	3	3	2	3	3
26	2	2	2	2	2	2	2	2	2	3	5	8	11	12	12	11	10	9	8	7	7	6	5	5	6
27	3	3	2	2	1	0	-1	-1	0	3	5	8	9	10	11	10	9	5	1	-1	-3	-3	-3	3	3
28	-3	-3	-4	-4	-4	-4	-4	-4	-2	1	4	6	8	10	11	11	8	6	5	4	3	3	2	2	2
29	3	4	5	6	6	6	5	5	5	7	11	12	13	13	13	13	12	10	8	6	5	4	4	3	7
30	3	3	4	4	3	4	4	4	5	5	7	10	12	13	13	12	12	11	8	5	3	2	2	2	6
31	2	2	2	2	2	2	2	2	2	3	5	7	7	7	7	7	7	6	6	6	6	6	6	6	5
AVG	6	5	5	5	5	5	5	5	6	9	12	13	15	15	16	15	15	13	10	8	7	7	6	6	6
MAX	14	14	14	14	13	13	14	14	16	19	22	23	24	24	24	25	23	20	17	16	15	15	15	14	14
MIN	-3	-3	-4	-4	-4	-4	-4	-4	-2	1	2	2	3	3	3	3	3	3	1	-1	-3	-3	-3	-3	3

Percent of time operational: 100
 Monthly Average: 9 Monthly Maximum: 25 M - missing data
 Monthly Minimum: -4