



June 29, 2017

Wes Markus
Lafarge Canada Inc.
10511, 15th St. S.E.
Calgary, Alberta
T2H 2H5

Re: Noise and Particulate Monitoring for Lafarge – Stoney Trail #1

Dear Wes Markus;

Attached are results of the monitoring for the period May 2017 for noise, TSP and PM2.5 particulate. A B&K model 2236 meter was used for noise, and the Airmetrics Minivol model for particulate. Winds were measured with a R.M. Young Model 5103 anemometer. Precipitation was recorded with a Texas Instruments model TE25M rain gauge.

Data recovery for all parameter was 100% during the monitoring period.

There was no exceedance for the sound level.

There was no exceedance of the Alberta Air Quality Objective for PM2.5 and TSP.

Please call if there are any questions regarding the results.

Yours truly,

PROMET ENVIRONMENTAL GROUP LTD.

A handwritten signature in black ink, appearing to read "Bill Murray". The signature is fluid and cursive, with a long horizontal stroke at the end.

Dr. William (Bill) Murray
President

WM/NO
Cc: Travis Coates
Enc.



MONTHLY REPORT SUMMARY

Stoney Trail #1
Name/Location

Lafarge Canada Inc.
Company

May 2017
Monitoring Period

Continuous Ambient Monitoring				
Parameter	% Time Operational	Average	Maximum	Number of Hours above Guideline
Sound dB A	100%	47	60	0
PM2.5 $\mu\text{g}/\text{m}^3$	100%	15.3	25.4	0
TSP $\mu\text{g}/\text{m}^3$	100%	38.2	60.0	0
Wind Speed km/h	100%	13	41	-
Precipitation mm	100%	-	3.9	-
Trailer Temperature	100%	14	29	-

Sound level is analyzed only for wind speed less than 11 km/h and precipitation less than 3 mm/hour

COMMENTS:

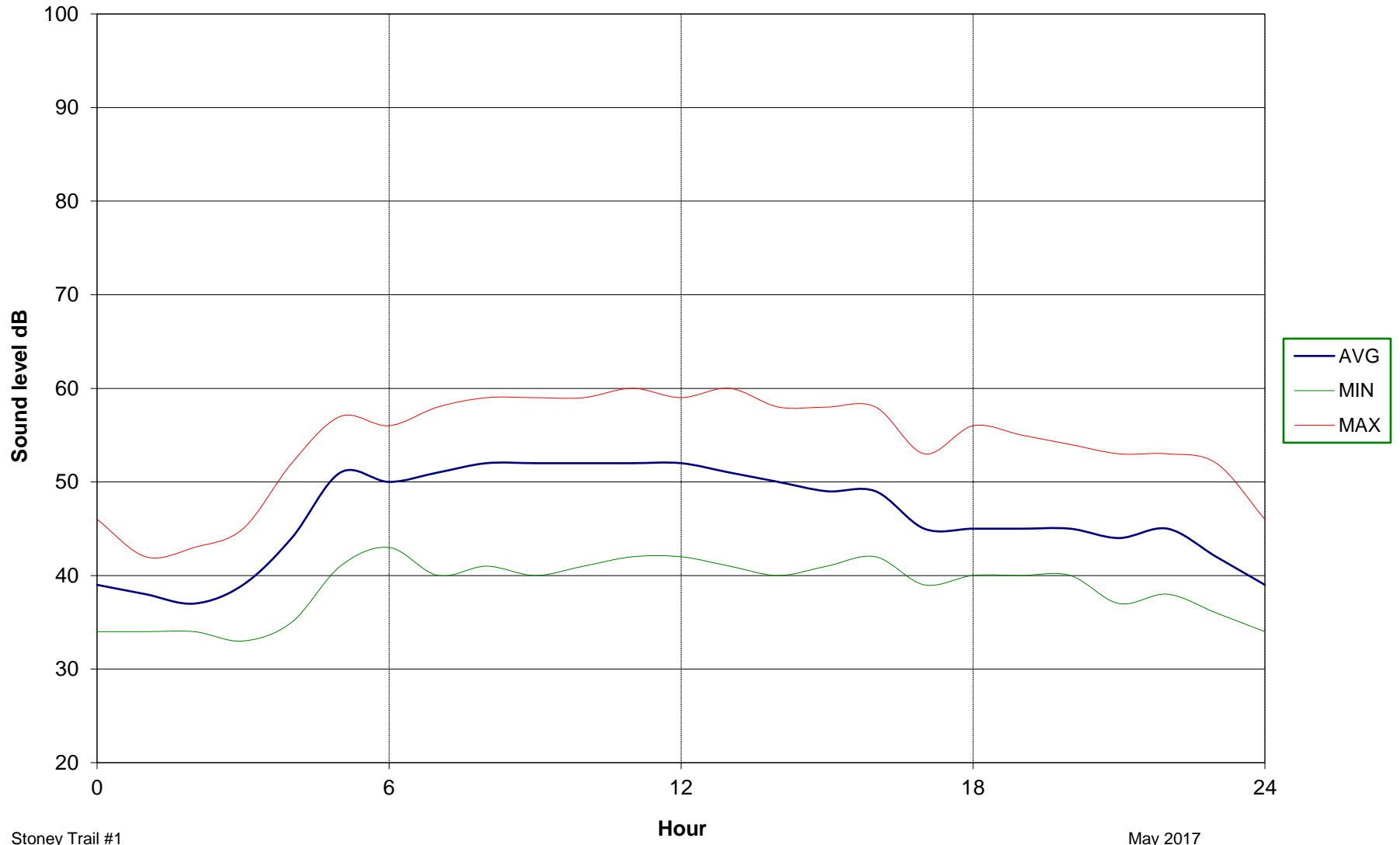
The regulation for industrial areas is 85 dB A any time.

The PM2.5 Standard is 30 $\mu\text{g}/\text{m}^3$ for the day.

The TSP Objective is 100 $\mu\text{g}/\text{m}^3$ for the day.

One 24 hour sample of PM2.5 and TSP is taken every 6th day following the federal NAPS schedule.

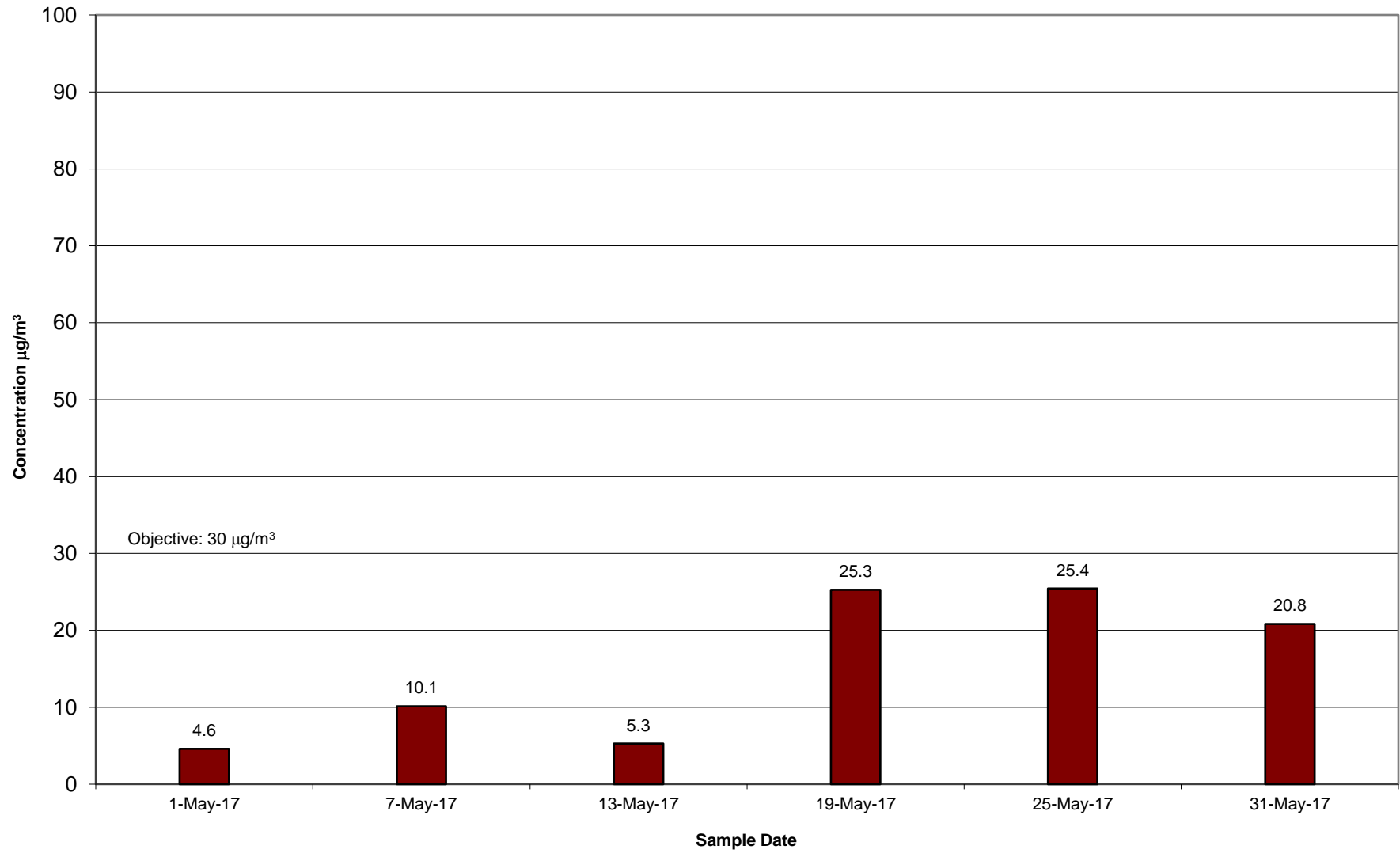
Sound Level by Hour of the Day



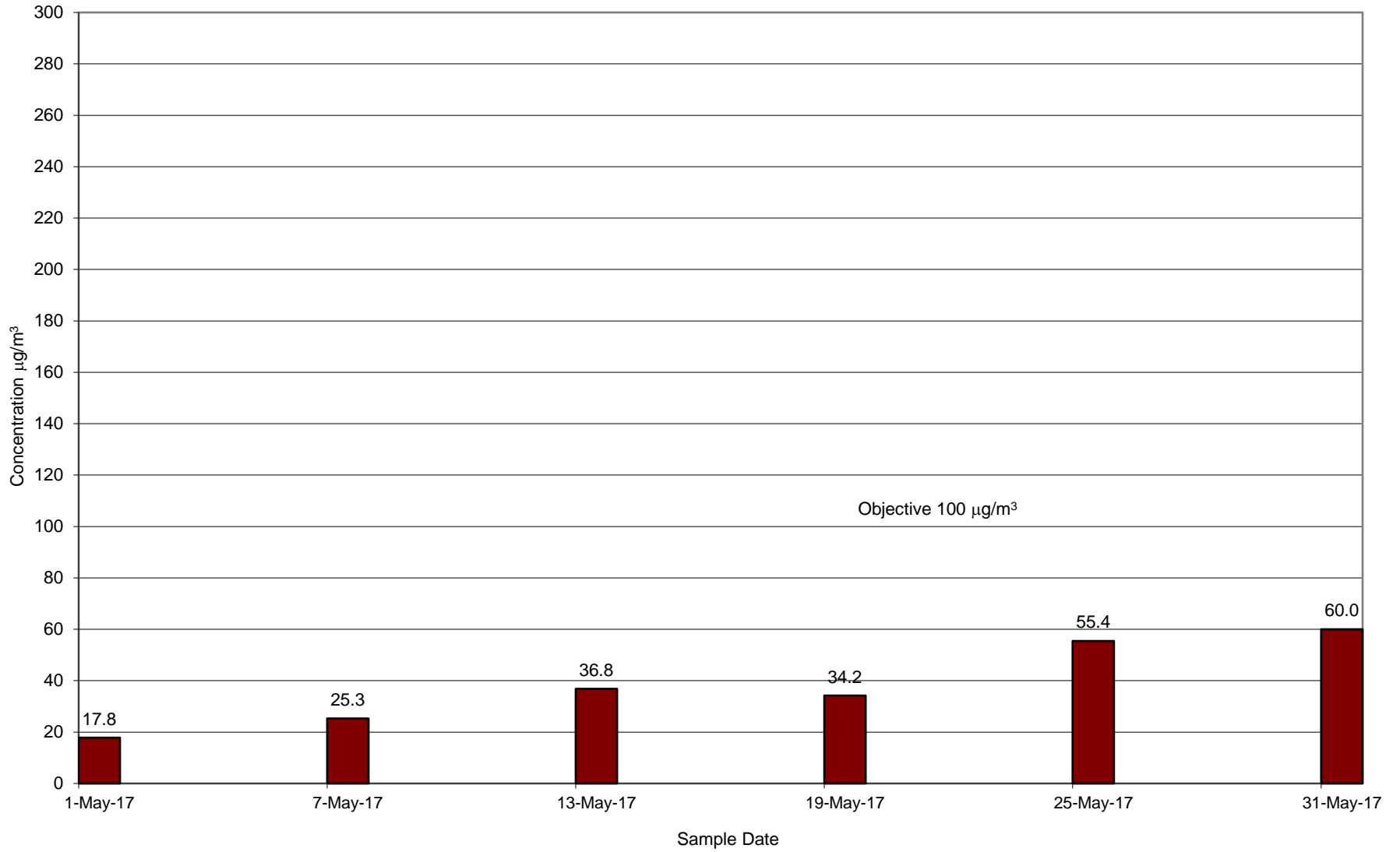
Stoney Trail #1

May 2017

PM2.5 at BLV Group Stoney Trail #1 May 2017



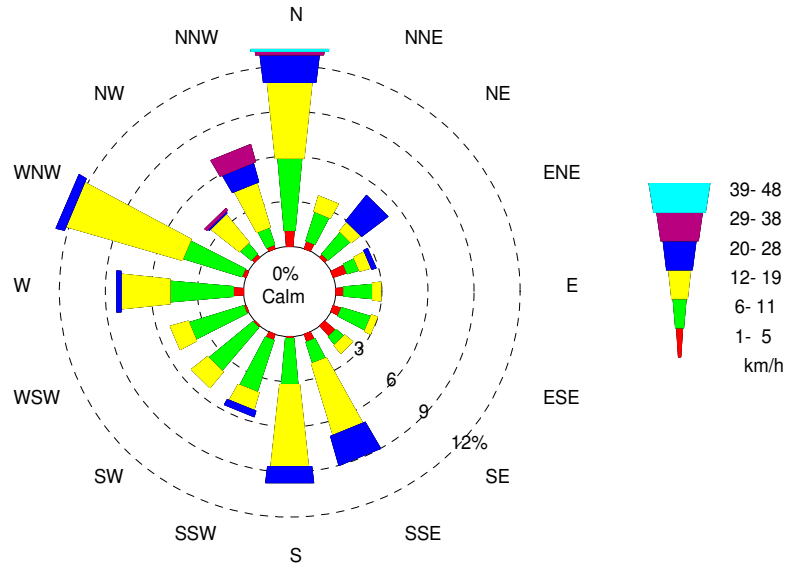
TSP at BLV Group Stoney Trail #1 May 2017



Wind rose for MAY 2017

Stoney Trail 1

Bar length is proportional to frequency of winds from its direction



PROMET

29/ 6/2017

PRECIPITATION [mm]
 Lafarge Canada Inc.
 Stoney Trail 1
 STATION 620
 MAY 2017

Day	Hour																								Tot	
	1	2	3	4	5	6	7	8	9	10	11	12	13	14	15	16	17	18	19	20	21	22	23	24		
1	0	0	0	0	0	0	0	0	0	0	0	0	0	0	0	0	0	0	0	0	0	0	0	0	0	0
2	0	0	0	0	0	0	0	0	0	0	0	0	0	0	0	0	0	0	0	0	0	0	0	0	0	0
3	0	0	0	0	0	0	0	0	0	0	0	0	0	0	0	0	0	0	0	0	0	0	0	0	0	0
4	0	0	0	0	0	0	0	0	0	0	0	0	0	0	0	0	0	0	0	0	0	0	0	0	0	0
5	0	0	0	0	0	0	0	0	0	0	0	0	0	0	0	0	0	0	0	0	0	0	0	0	0	0
6	0	0	0	0	0	0	0	0	0	0	0	0	0	0	0	0	0	0	0	0	0	0	0	0	0	0
7	0	0	0	0	0	0	0	0	0	0	0	0	0	0	0	0	0	0	0	0	0	0	0	0	0	0
8	0	0	0	0	0	0	0	0	0	0	0	0	0	0	0	0	0	0	0	0	0	0	0	0	0	0
9	0	0	0	0	0	0	0	0	0	0	0	0	0	0	0	0	0	0	0	0	0	0	0	0	0	0
10	0	0	0	0	0	0	0	0	0	0	0	0	0	0	0	0	0	0	0	0	0	0	0	0	0	0
11	0	0	0	0	0	0	0	0	0	0	0	0	0	0	0	0	0	0	0	0	0	0	0	0	0	0
12	0	0	0	0	0	0	0	0	0	0	0	0	0	0	0	0	0	0	0	0	0	0	0	0	0	0
13	0	0	0	0	0	0	0	0	0	0	0	0	0	0	0	0	0	0	0	0	0	0	0	0	0	0
14	0	0	0	0	0	0	0	0	0	0	0	0	0	0	0	0	0	0	0	0	0	0	0	0	0	0
15	0	0	0	0	0	0	0	0	0	0	0	0	0	0	0	0	0	0	0	0	0	0	0	0	0	0
16	0	0	0	0	0	0	0	0	0	0	0	0	0	0	0	0	0	0	0	0	0	0	0	0	0	0
17	.8	.7	1.4	0	0	0	0	0	0	0	0	0	0	0	0	0	0	0	0	0	0	0	0	0	0	0
18	0	0	0	0	0	0	0	0	0	0	0	0	0	0	0	0	0	0	0	0	0	0	0	0	0	0
19	0	0	0	0	0	0	0	0	0	0	0	0	0	0	0	0	0	0	0	0	0	0	0	0	0	0
20	0	0	0	0	0	0	0	0	0	0	0	0	0	0	0	0	0	0	0	0	0	0	0	0	0	0
21	0	0	0	0	0	0	0	0	0	0	0	0	0	0	0	0	0	0	0	0	0	0	0	0	0	0
22	0	0	0	0	0	0	0	0	0	0	0	0	0	0	0	0	0	0	0	0	0	0	0	0	0	0
23	0	0	0	0	0	0	0	0	0	0	0	0	0	0	0	0	0	0	0	0	0	0	0	0	0	0
24	0	0	0	0	0	0	0	0	0	0	0	0	0	0	0	0	0	0	0	0	0	0	0	0	0	0
25	0	0	0	0	0	0	0	0	0	0	0	0	0	0	0	0	0	0	0	0	0	0	0	0	0	0
26	0	0	0	0	0	0	0	0	0	0	0	0	0	0	0	0	0	0	0	0	0	0	0	0	0	0
27	0	0	0	0	0	0	0	0	0	0	0	0	0	0	0	0	0	0	0	0	0	0	0	0	0	0
28	0	0	0	0	0	0	0	0	0	0	0	0	0	0	0	0	0	0	0	0	0	0	0	0	0	0
29	0	0	0	0	0	0	0	0	0	0	0	0	0	0	0	0	0	0	0	0	0	0	0	0	0	0
30	0	0	0	0	0	0	0	0	0	0	0	0	0	0	0	0	0	0	0	0	0	0	0	0	0	0
31	0	0	0	0	0	0	0	0	0	0	0	0	0	0	0	0	0	0	0	0	0	0	0	0	0	0
TOTL	.8	.7	1.4	0	0	0	0	0	0	.2	.9	0	1.8	.6	.5	2.2	4.2	2.9	1.9	1.4	1.4	0	.2	.7		
MAX	.8	.7	1.4	0	0	0	0	0	0	0	.6	0	1.7	.5	.5	2.2	3.9	2.8	1.0	1.1	1.0	0	.2	.7		

Percent of time operational: 100 M - missing data
 Monthly Total: 22 Maximum in an hour: 3.9
 Year to Date: 79

TRAILER TEMPERATURE
Lafarge Canada Inc.
Stoney Trail 1
STATION 620
MAY 2017

Day	Hour																								Avg	
	1	2	3	4	5	6	7	8	9	10	11	12	13	14	15	16	17	18	19	20	21	22	23	24		
1	4	3	2	2	2	2	3	6	8	10	12	13	15	16	16	16	16	14	12	10	9	8	7	6	9	
2	6	5	4	3	3	2	2	4	6	9	11	11	9	11	13	14	15	16	16	14	10	6	4	4	8	
3	3	3	3	3	3	3	5	9	12	15	17	19	20	22	22	23	23	21	19	17	16	14	14	13	13	
4	13	12	12	12	12	12	13	16	19	22	23	23	23	22	22	24	25	25	24	22	19	16	15	14	18	
5	13	12	11	10	10	10	12	15	15	16	17	18	19	22	23	23	22	22	20	19	17	16	15	14	16	
6	13	12	11	10	10	11	12	14	17	20	23	25	24	24	24	25	24	24	21	19	16	14	12	10	17	
7	9	8	7	7	7	7	6	7	7	6	6	8	9	11	13	13	15	13	10	9	7	5	4	4	8	
8	3	3	3	3	3	3	5	8	10	13	15	16	17	18	19	21	21	21	19	17	13	11	9	9	12	
9	9	9	8	8	8	8	8	9	10	12	15	18	17	17	18	17	18	18	18	16	14	12	11	11	13	
10	10	9	9	9	8	7	7	9	11	13	16	19	21	23	24	23	22	22	21	18	15	13	11	9	15	
11	9	8	8	8	7	7	10	15	18	21	22	21	20	20	22	23	24	24	22	20	18	16	14	13	16	
12	12	12	12	12	11	10	11	12	14	18	21	21	21	21	21	20	19	18	17	15	13	12	11	10	15	
13	10	9	9	8	7	7	7	8	10	12	14	16	17	18	18	16	14	13	12	10	8	7	6	5	11	
14	5	4	4	3	3	3	4	7	11	13	14	14	14	15	15	16	14	11	9	8	7	6	5	3	9	
15	2	1	1	0	1	1	3	5	8	12	15	17	18	18	18	17	17	16	14	13	11	8	6	4	9	
16	3	2	1	1	1	1	3	5	7	9	12	13	15	15	16	15	14	12	11	9	8	7	6	6	8	
17	6	5	5	5	5	5	5	5	5	5	5	5	5	7	8	9	8	8	8	7	6	5	4	4	6	
18	4	4	4	3	3	3	5	7	10	13	15	18	19	18	18	16	19	19	19	17	13	10	8	8	11	
19	7	6	6	5	6	6	8	11	14	17	19	19	20	20	20	21	23	22	19	16	14	12	11	9	14	
20	8	7	6	6	6	7	8	12	15	17	19	21	21	22	23	23	24	24	23	21	18	14	11	10	15	
21	10	9	8	8	8	8	11	14	17	19	20	21	23	24	24	25	25	24	24	22	19	16	15	14	17	
22	14	13	12	11	11	12	13	16	18	21	23	25	26	26	27	28	28	27	26	24	22	19	18	16	20	
23	15	15	14	14	14	14	15	16	18	20	21	23	24	25	27	28	29	27	27	26	23	20	19	18	21	
24	16	15	13	12	12	12	11	12	12	12	11	10	9	6	4	4	3	4	5	6	8	8	8	9	9	
25	9	9	8	8	7	7	8	10	10	11	12	13	14	13	13	13	12	11	11	11	10	8	7	6	10	
26	6	6	6	5	5	5	7	11	14	16	19	20	20	20	21	22	23	22	21	19	16	14	13	12	14	
27	12	12	12	12	12	12	14	16	19	21	23	24	25	26	27	27	25	21	22	22	19	17	16	15	19	
28	13	12	11	10	9	9	11	15	18	20	22	23	24	24	25	26	26	25	24	22	19	16	14	13	18	
29	12	11	10	10	9	9	11	13	15	17	18	20	22	22	24	25	26	26	26	23	22	20	18	15	14	17
30	14	13	12	11	11	11	13	15	18	19	21	23	24	25	26	27	27	25	26	25	22	21	19	18	19	
31	17	16	16	15	14	14	16	19	21	23	24	26	27	27	28	29	27	26	24	22	21	19	18	17	21	
AVG	9	9	8	8	7	7	9	11	13	15	17	18	19	19	20	20	20	19	18	17	15	13	11	10		
MAX	17	16	16	15	14	14	16	19	21	23	24	26	27	27	28	29	29	27	27	26	23	21	19	18		
MIN	2	1	1	0	1	1	2	4	5	5	5	5	5	6	4	4	3	4	5	6	6	5	4	3		

Percent of time operational: 100 M - missing data
Monthly Average: 14 Monthly Maximum: 29 Monthly Minimum: 0